

QUADSAW

LRS 2002



PARTS

UK

1th Edition 2022

 **GREENTEC**

Cutting Edge Technology



IMPORTANT INFORMATION

GreenTec LRS 2002 From serial nbr. 222830577

PARTS 1. Edition – Juni 2022

Please ensure that this manual is handed to the operator before using the machine for the first time.

If the machine is resold the Parts list must be given to the new owner!

The information contained in this Parts list is correct at the time of publication. However, in the course of constant development, changes in specification are inevitable. Should you find the information given in this book different to the machine it relates to please contact the "After Sales Department" for advice



Merkurvej 25
DK 6000 Kolding
Denmark
Tel: +45 75553644
Email: info@greentec.eu
web: www.greentec.eu

Contents

- Contents4
- Introduction5
- Useful information6
- Ordering parts7
- Spare parts8
 - Main frame8
 - Blade shaft10
 - Bladerotor cpl. (Option) OPTE 422911
 - Motor12
 - Secondary tensioning system Right/Left13
 - Primary tensioning system14
 - Stickers15

Introduction

Dear customer!

Your new GreenTec machine is constructed with background in more than 20 years experience with tractor mounted machines to maintenance of green areas. This machine is produced by the latest technology and recognized safety regulations, standards and regulations.

We want to make a product available in such a way, that neither the use of the machine during transportation or maintenance of the machine causes any damage or misunderstandings.

This parts list contains information that are important and useful for maintaining your GreenTec machine's reliability, dependability and value.

You are welcome to visit our website www.greentec.eu - where the login via the dealer's access gives you the latest updates on instructional and part books on our entire product range.

We hope, you will be pleased with your new GreenTec machine.



Best regards,



John Christensen
Sales Director GreenTec A/S

GreenTec's vision is to develop and sell quality machines for the maintenance of green areas, including in agriculture, in industry, at airports and in the local sector. Through innovative product development, we will strive to become a leader in our field.

All machines are developed in a simple and functional design in close cooperation with dealers and end users. It is our goal to cover every need in the market segment with preferably 2 different solutions. In-depth analysis of requirements and serious advice to the customer is offered the best solution, where individual needs can be met through the modularity of the product program.

Our goal is also to offer the best possible after sales service, and a quick and efficient spare parts supply.

Useful information

Before using the machine for the first time, it's the seller's responsibility that the buyer is given this parts list. If the machine is resold, the parts list must be transferred to the new owner.

Please fill out the list below to ensure that the necessary information is at hand when ordering spare parts etc.

Serial No	<input type="text"/>
Delivery date	<input type="text"/>
Dealer	<input type="text"/>
	<input type="text"/>
E-mail	<input type="text"/>
Tel.	<input type="text"/>



Merkurvej 25
DK 6000 Kolding
Denmark
Tel: +45 75553644
Email: info@greentec.eu
web: www.greentec.eu
Opening hours: Mon-Fri 8-16

Ordering parts

When ordering parts please refer to your parts list to help your dealer with your order.

- Part number and quantity
- Description
- Machine model number
- Serial number of the machine
- Delivery instructions (e.g. next day).

Delivery is normally via carrier direct to your dealer. Please check with your dealer for stock availability and arrangement of dispatch. Ensure you or your dealer has sufficient cover for parts requirement outside factory hours.

Important Note

The information contained in this manual is correct at the time of publication. However, in the course of constant development, changes in specification are inevitable. Should you find the information given in this book different to the machine it relates to, please contact the “After Sales Department” for advice.


Key:

(LH)	=	Left hand saw
(RH)	=	Right hand saw

LH

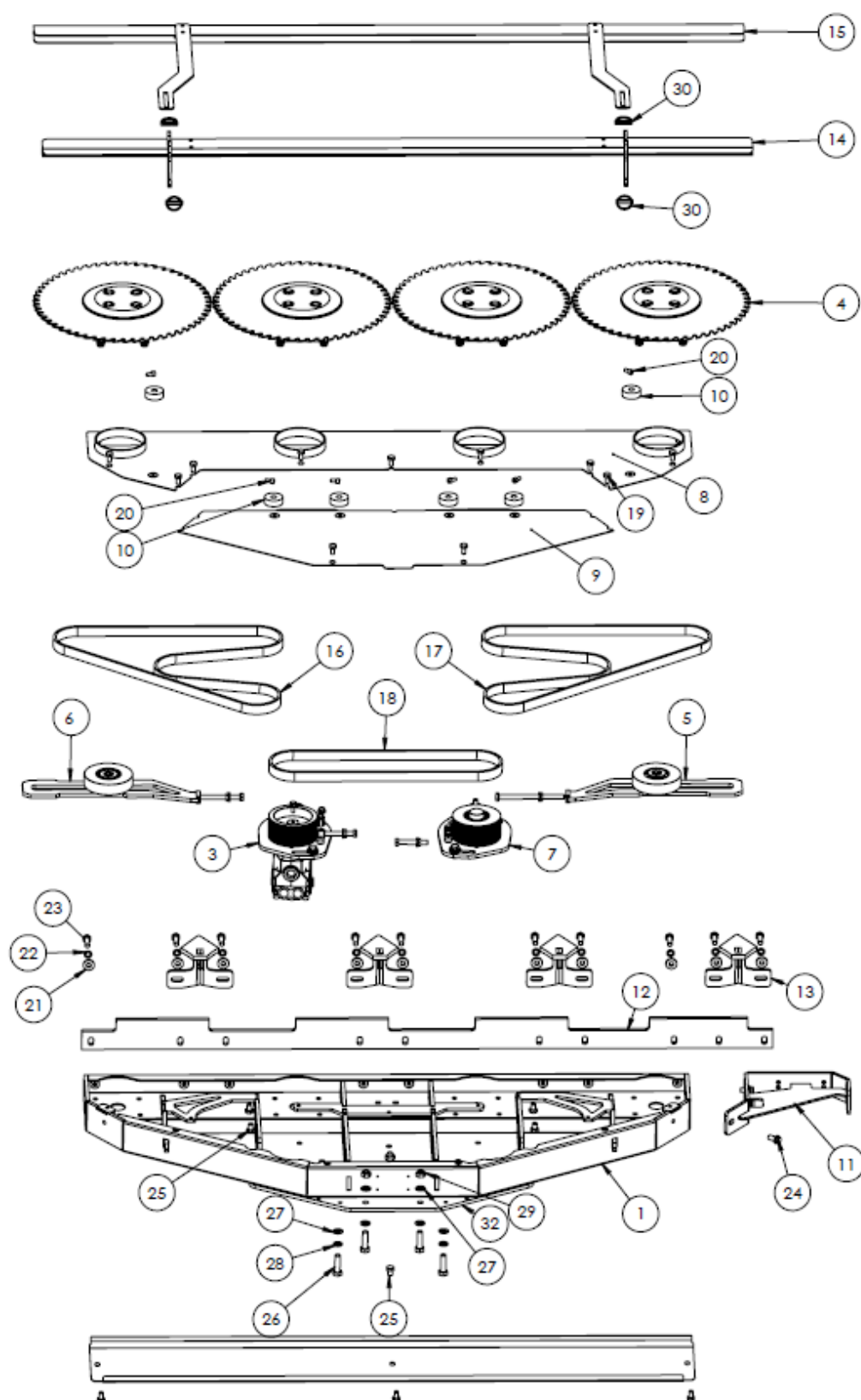


RH



Spare parts

Main frame

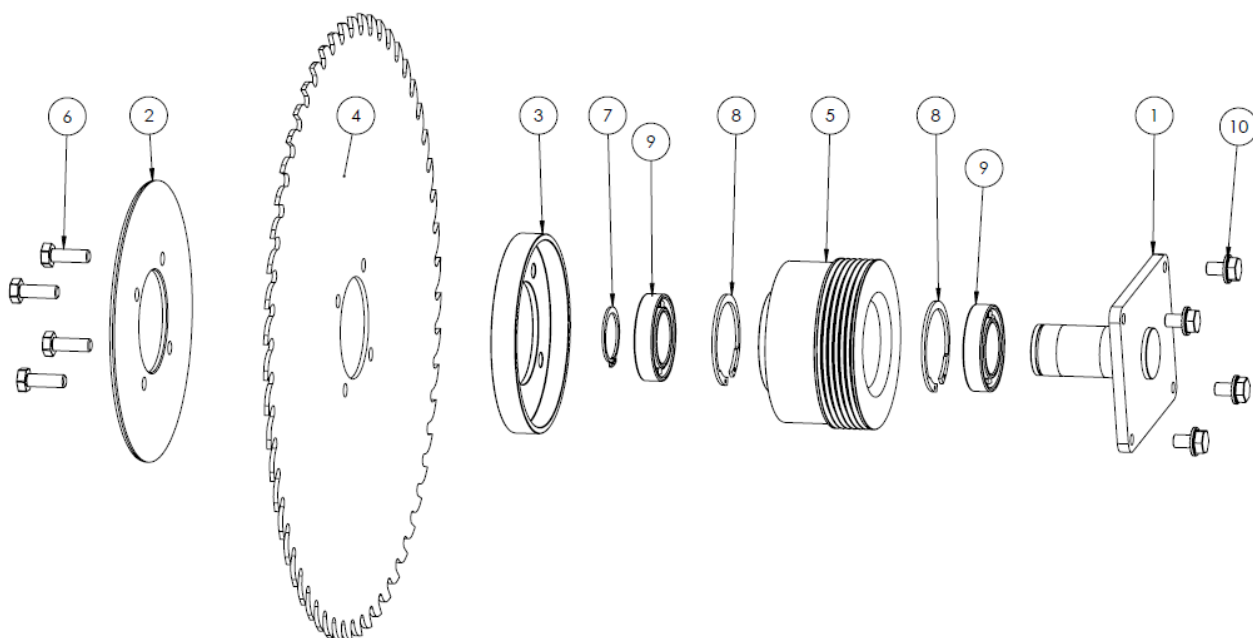


ITEM NO.	PART NUMBER	DESCRIPTION	QTY.
1	6702300	Main frame	1
2	6702301	Top cover	1
3	6702302	See section "Motor"	1
4	6702303	See section "Blade shaft"	4
5	6702304L	See section "Secondary tensioning"	1
6	6702304R	See section "Secondary tensioning"	1
7	6702305	See section "Primary tensioning"	1
8	6702306	Lower cover	1
9	6702307	Inspection lid	1
10	8258002	Washer	6
11	6702309	Skid	1
12	8278001	Plastic strip	1
13	6702310	Branch carrier GreenTec	4
14	8278003	Transport protection	1
15	8278002	Cover	1
16	8224001	Belt	1
17	8224001	Belt for motor	1
18	200141.0	Belt	1
19	8222035	Bolt	15
20	200116.0	Bolt	6
21	8222011	HD washer	10
22	8222005	Washer	10
23	8362006	Bolt	10
24	6702618	Bolt	3
25	8252001	Bolt	5
26	8252002	Bolt	5
27	8222009	Facetwasher	7
28	8222008	Washer	3
29	1061042	Lock nut	2
30	00.372.01	Split	4
31	8171503	Adapterplate OPTION	1
32	6702316	Topplate	1
33	200155.0	Tool for belt tension control "Optikrik"	1

33



Blade shaft



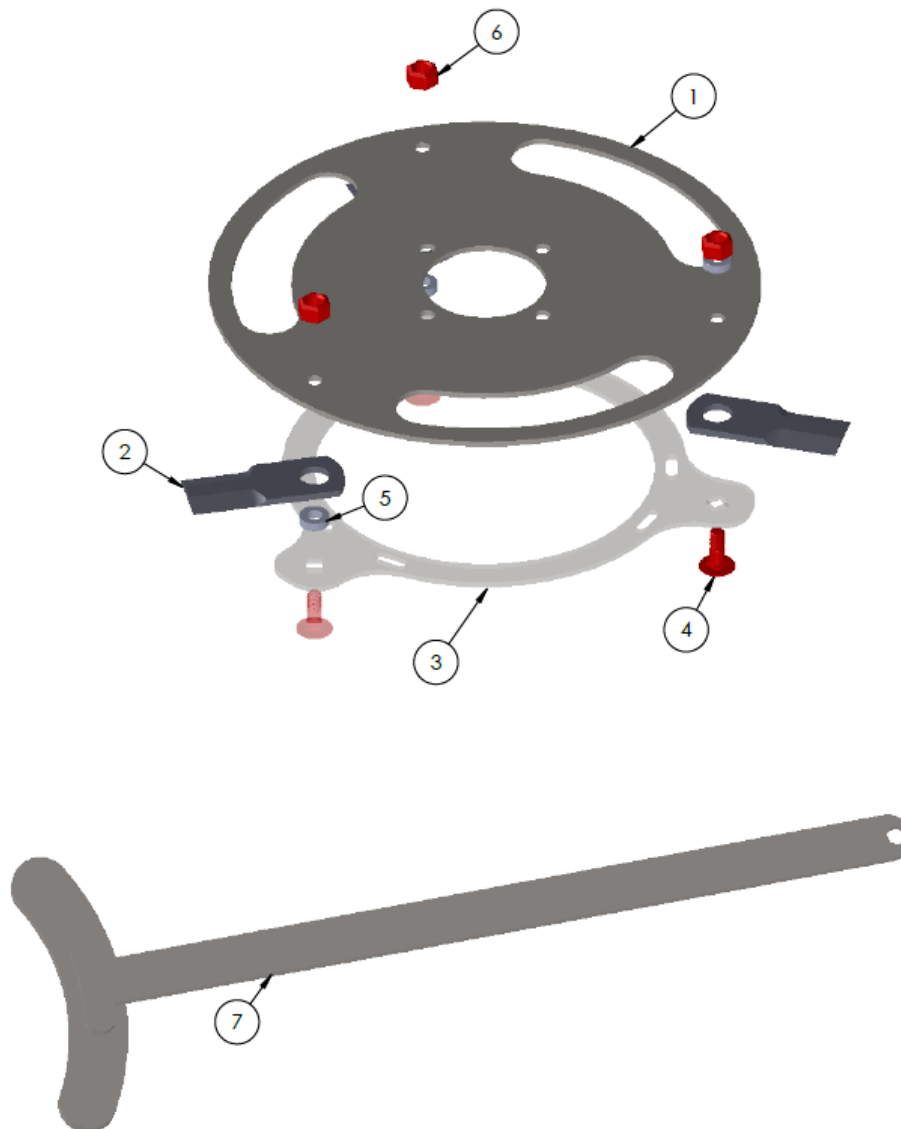
ITEM NO.	PART NUMBER	DESCRIPTION	QTY.
1	8271501	Axle	1
2	8221003	Mounting plate	1
3	8221004	Dust plate	1
4	8227001	Saw blade Ø490	1
5	8274001	Pulley	1
6	8222010	Sætbolt	4
7	9040229	Locking ring	1
8	2771110	Locking ring	2
9	8224002	Bearing	2
10	6702616	Bolt	4

*Qty. er antal forbrug pr. aksel.

*Qty. ist Anzahl an jeder Welle.

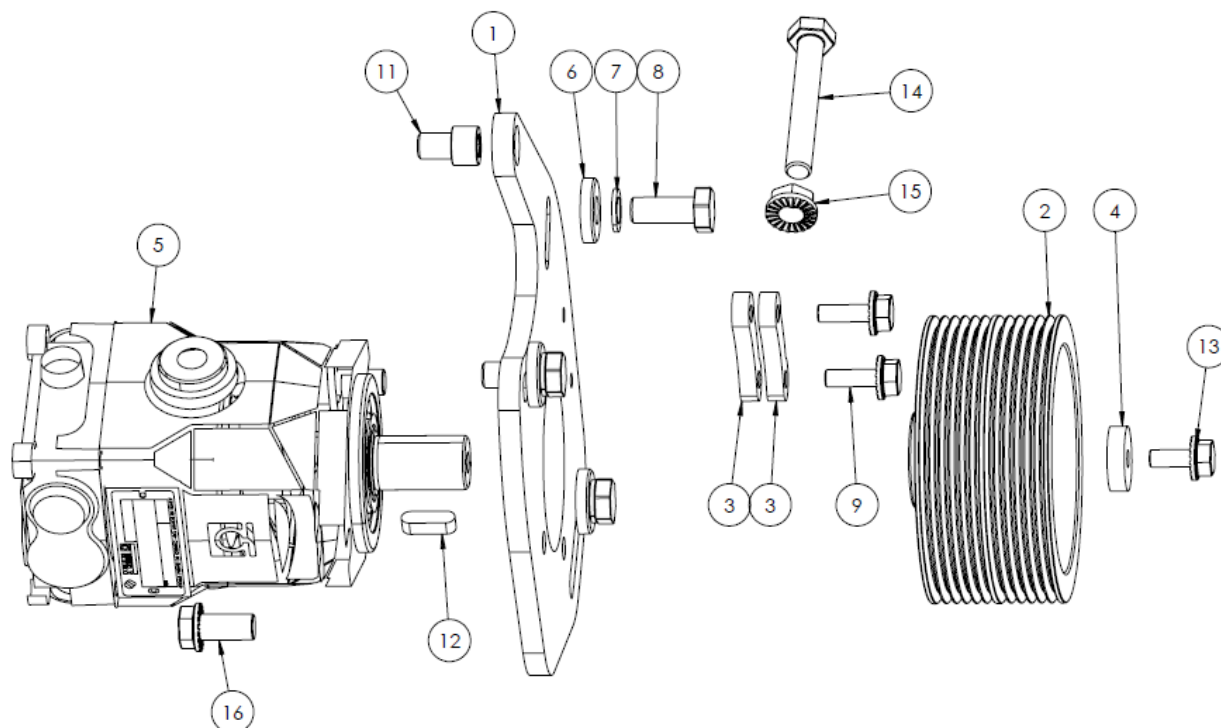
*Qty. is no. for each Shaft

Bladerotor cpl. (Option) OPTE 4229



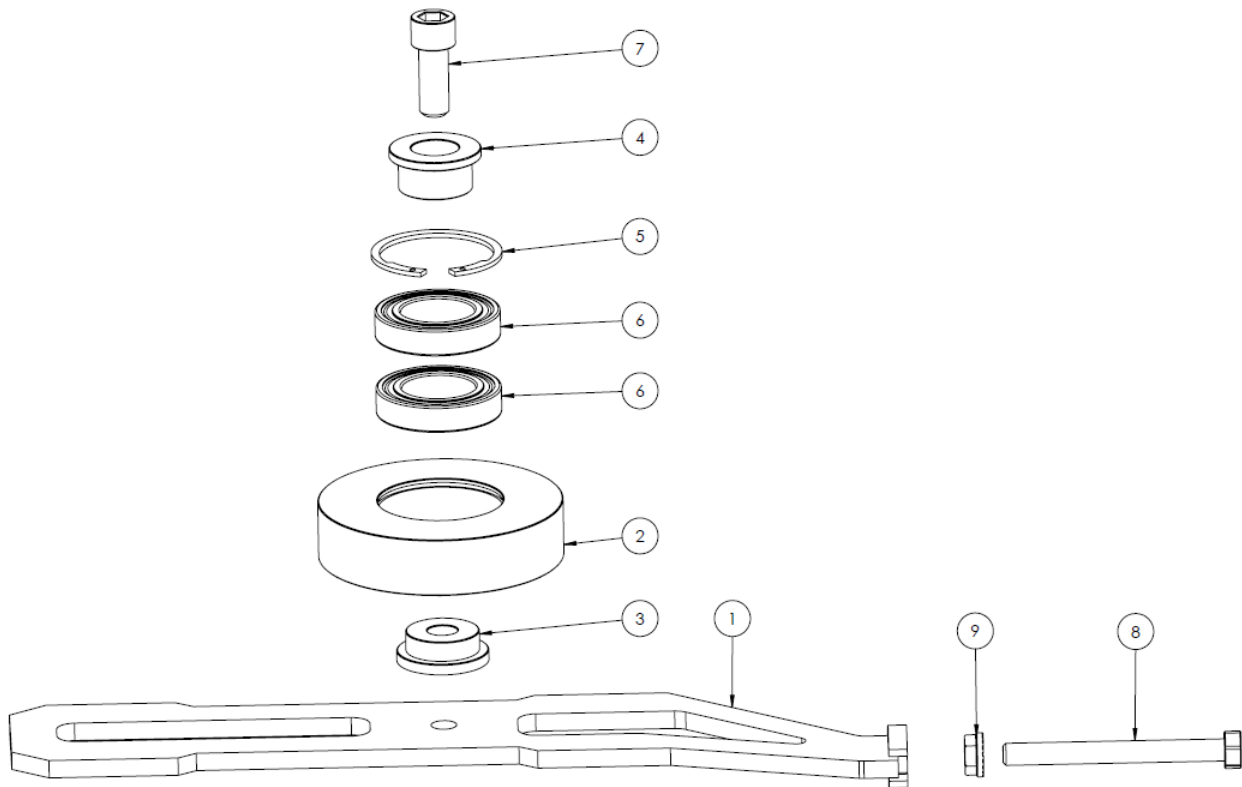
ITEM NO.	PART NUMBER	DESCRIPTION	QTY.
	8221512	Rotor cpl.	
1	8177004	Rotor upper	1
2	8027001	Knife	3
3	8177005	Rotor down	1
4	8022002	Bolt	3
5	8021010	Bushing	3
6	8622003	Nut	3
7	8621507	Tool for blade change	1
NS	8177010	Plastic strip	1

Motor



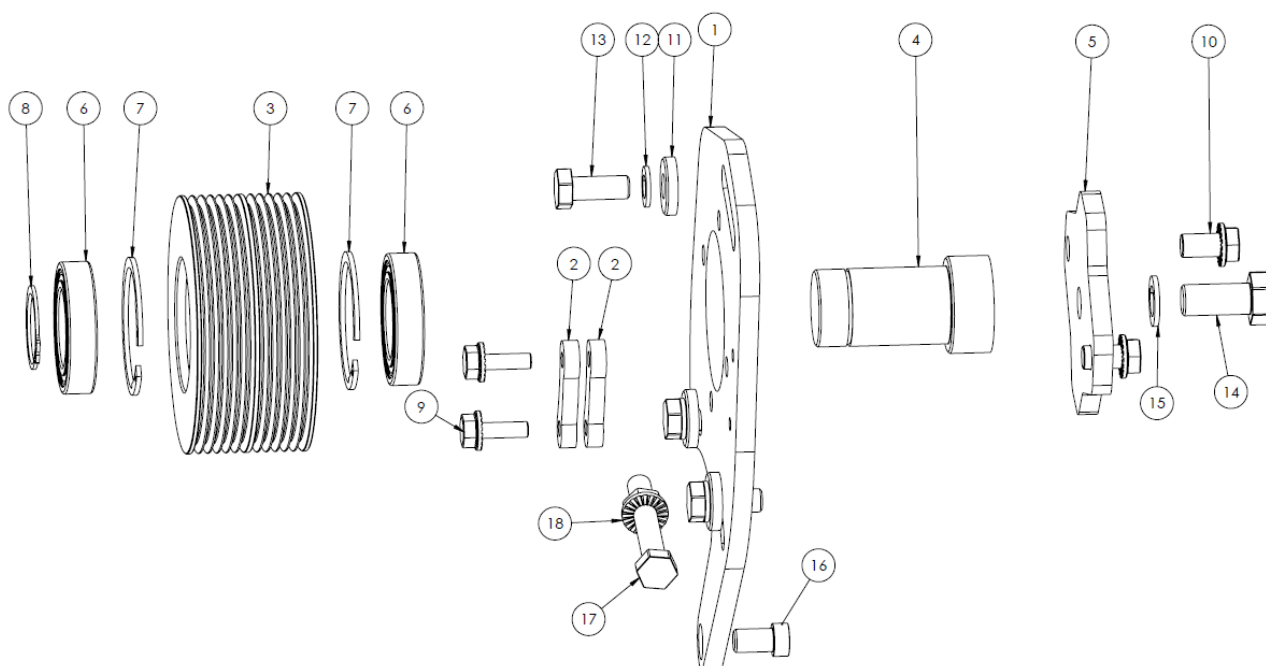
TEM NO.	PART NUMBER	DESCRIPTION	QTY.
1	8251001	Adjuster plate RH/LH	1
2	8221011	Pulley	1
3	8251010	Stop	2
4	6702313	Pulley washer	1
5	200231.0	Motor 28cc	1
5a	200230.0	Motor 15cc	1
5b	200230.1	Motor 15 cc (only for HXF mount 50L)	1
6	8222011	HD washer	3
7	8222005	Washer	3
8	8222006	Scætbolt	3
9	6702614	Bolt	2
10	8222038	Washer	2
11	8222004	Bolt	1
12	200234.0	Key	1
13	6702613	Bolt	1
14	8222004	Bolt	1
15	6702619	Nut	1
16	6702618	Bolt	2
Not shown	200230A	Shaft sealkit for pison motor	1
Nor shown	200230B	Sealkit cpl	1
Not shown	200230C	Shaft repair kit with bearing + 200230A	1

Secondary tensioning system Right/Left



ITEM NO.	PART NUMBER	DESCRIPTION	QTY.
1	6702314	Adjuster fork RH/LH	1
2	8221008	Tensioner wheel	1
3	6702315	Shaft bottom	1
4	8271001	Shaft top	1
5	8224002	Bearing	2
6	2771110	Locking ring	1
7	8252004	Bolt	1
8	8362007	Adjuster Bolt	1
9	6702619	Nut	1

Primary tensioning system



ITEM NO.	PART NUMBER	DESCRIPTION	QTY.
1	8251001	Adjuster plate RH/LH	1
2	8251010	Stop	2
3	8221005	Pully	1
4	8221006	Shaft/Axle	1
5	8221007	Adapter plate	1
6	8224002	Bearing	2
7	2771110	Locking ring	2
8	9040229	Locking ring	1
9	6702614	Bolt	2
10	6702617	Bolt	2
11	8222011	HD washer	3
12	8222005	Lock washer	3
13	8222006	Bolt	3
14	8222012	Bolt	1
15	8222013	Washer	1
16	8222014	Bolt	1
17	2770474	Bolt	1
18	6702619	Nut	1

Stickers



ITEM NO.	PART NUMBER	DESCRIPTION	QTY.
1	LRS2002KITS	Stickers cpl. kit	1



Merkurvej 25 | DK-6000 Kolding | Tel.: +45 75 55 36 44 | info@GreenTec.eu | www.GreenTec.eu

Cutting Edge Technology